

How to set up and check email reception

STEP 1

Log in to Acanthus Portal.



<https://acanthus.cis.kanazawa-u.ac.jp/>

STEP 2

Tap the  **in the top-right corner,**
then press the  **setting**



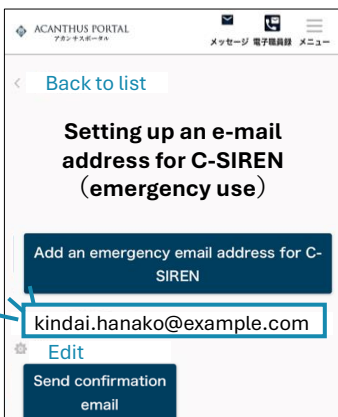
STEP 3

Tap the C-SIREN e-mail address (emergency use) button.



STEP 4

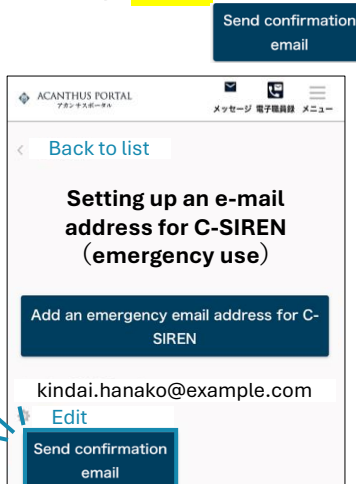
Check your email address and confirm that it is registered as your email address for emergency contact.



※ The email address can be changed by clicking "Edit".

STEP 5

After confirming that your email address is registered correctly, click the button.



Please check if you have received the email from "Acanthus Portal"

Sample



If you are unable to receive the email,

It may be blocked by an email filter to prevent spam.

Specify (kanazawa-u.ac.jp) in your email filter settings to ensure that you can receive emails from KU.

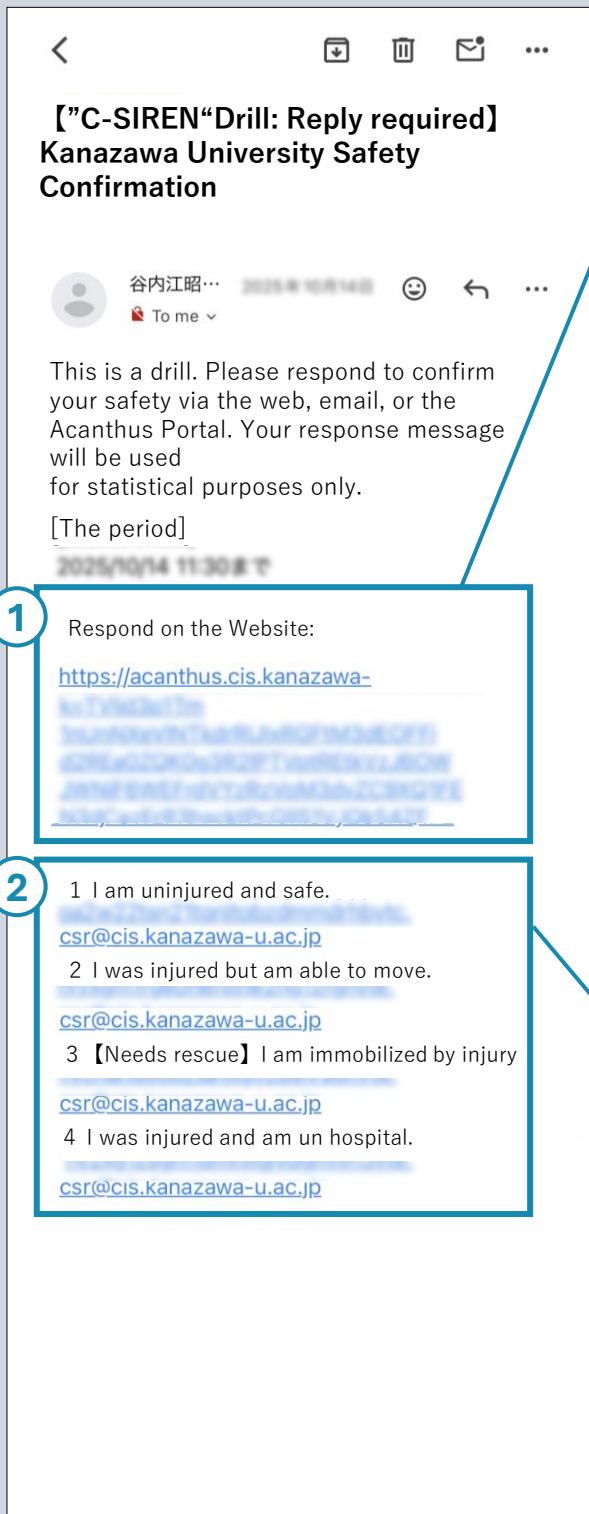
Register it as a domain.

If you still do not receive the e-mail, please consult the retailer where you purchased your mobile phone.

How to respond to “C-SIREN” 1

On the day of the drill, please submit your response in either of the following ways after you receive C-SIREN.

※Please respond promptly by the deadline.



Recommended

1 Respond via Acanthus Portal

After clicking the URL, the response screen of the Acanthus Portal will appear. Please submit your response by following the instructions on the screen.

ACANTHUS PORTAL
アカンスポータル

C-SIREN回答受付

件名
【“C-SIREN“Drill: Reply required】 Kanazawa University Safety Confirmation

本文
This is a drill. Please respond to confirm your safety via the web, email, or the Acanthus Portal. Your response message will be used for statistical purposes only.

回答

1 I am uninjured and safe.

2 I was injured but am able to move.

3 【Needs rescue】 I am immobilized by injury.

4 I was injured and am un hospital.

回答する

2 Respond via e-mail

Please select the option that best describes your current safety condition and send a blank email.

(Each option has a different e-mail address.)

[Warning]

Do not reply directly to the C-SIREN message!!

Responses can't be recorded correctly.

How to respond to “C-SIREN” 2

During the drill period, if you have not responded yet, you will be automatically taken to the following screen when you log in to the Acanthus Portal.

※Once you respond, it will no longer be displayed.

ACANTHUS PORTAL
アカンサスポータル

メッセージ 電子職員録 メニュー

緊急時連絡システム (C-SIREN) 一覧

未回答の緊急時連絡 (C-SIREN) があります。
すぐに回答してください。

[管理者画面へ](#)

状態 回答受付中

期間
20XX / XX / XX 12:00~
20XX / XX / XX 13:00

件名
【C-SIREN訓練 要返信】金沢大学 安否確認/【“C-SIREN” Drill Reply required】Kanazawa University Safety Confirmation

回答状況

WEB回答
メール回答

If you press [WEB回答], response screen will be displayed.

ACANTHUS PORTAL
アカンサスポータル

C-SIREN回答受付

件名
【“C-SIREN” Drill: Reply required】 Kanazawa University Safety Confirmation

本文
This is a drill. Please respond to confirm your safety via the web, email, or the Acanthus Portal. Your response message will be used for statistical purposes only.

回答

- 1 I am uninjured and safe.
- 2 I was injured but am able to move.
- 3 【Needs rescue】 I am immobilized by injury.
- 4 I was injured and am un hospital.

回答する

Please select one of the options [1~4] and press [回答する].

(参考)

You can check whether your response has been completed successfully

From ★ 緊急時連絡システム (C-SIREN) 一覧 in the Acanthus Portal.

緊急時連絡システム (C-SIREN) 一覧				
状態	期間	件名	回答状況	
回答受付中	20XX / XX / XX 12:00~ 20XX / XX / XX 13:00	【C-SIREN訓練：要返信】金沢大学 安否確認	・ 無事です。(20XX / XX / XX 14:31)	WEB回答 メール回答

If a log remains in the response status, the submission has been completed successfully.